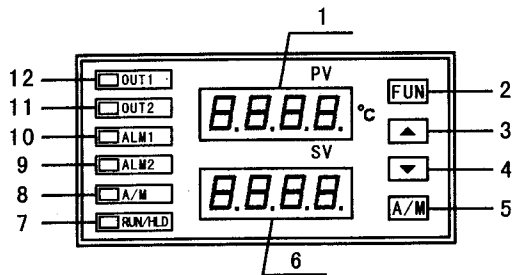


□ 面板显示功能

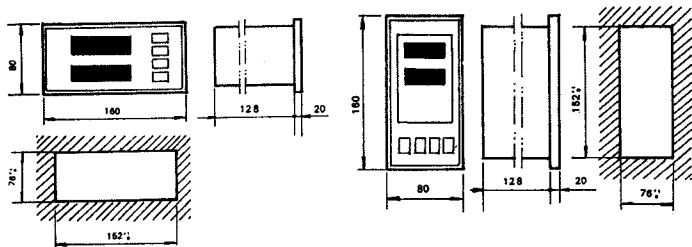


- | | |
|-----------|-------------|
| 1 上排显示器 | 7 功能选择指示灯 |
| 2 功能选择键 | 8 手/自动切换指示灯 |
| 3 加数键 | 9 第二路报警指示灯 |
| 4 减数键 | 10 第一路报警指示灯 |
| 5 手/自动切换键 | 11 阀门反转指示灯 |
| 6 下排显示器 | 12 阀门正转指示灯 |

□ 外形及开孔尺寸

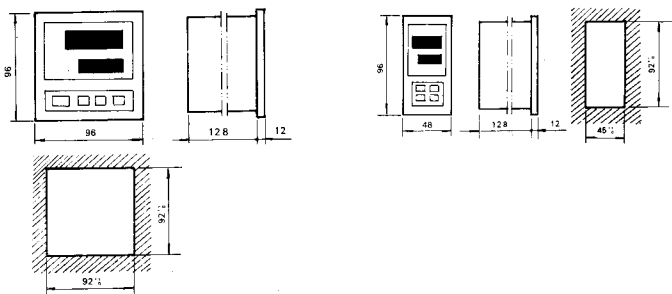
• XTMA-1000

• XTMA(H)-1000



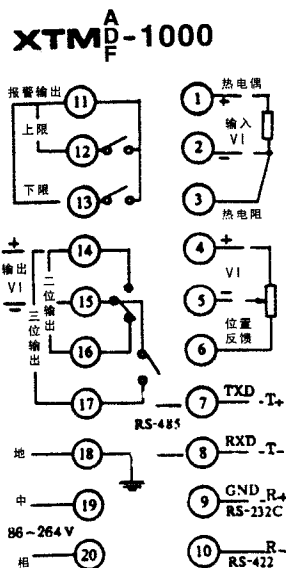
• XTMD-1000

• XTMF-1000



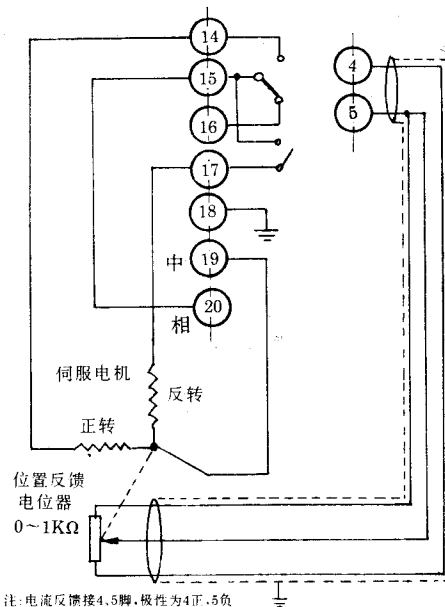
□ 接线端子图

• XTMA/XTMA(H)



• XTMD/XTMF

三位PID输出



注: 电流反馈接4,5脚, 极性为4正, 5负